



SECURE SAFETY SOLUTIONS

Fire Door Inspection

Complete

Score	120 / 136 (88.24%)	Flagged items	0	Actions	0
--------------	--------------------	----------------------	---	----------------	---

Audit Title

Fire door inspection

Document No.

87636

Client / Site

Blenheim Court

Conducted on

18.12.2025 12:59 GMT

Prepared by

Andrew Wilkinson

Location

Blenheim Court, Shakespeare Rd,
Royal Wootton Bassett, Swindon
SN4 8HQ, UK
(51.54634, -1.8917971999999998)

Audit	120 / 136 (88.24%)
--------------	--------------------

Fire Door Inspection

Fire Door	120 / 136 (88.24%)
Fire Door 1	30 / 34 (88.24%)
Door Location	1 / 5 (20%)

Location

1st floor hallway door



Photo 1

FD Rating

FD30



Photo 2

Door	2 / 2 (100%)
Does the door leaf sit against the door stop and is it free from distortion?	Yes
If the door is veneered or lipped, is the glue still holding these products firmly in place?	Yes
Door Frame	4 / 4 (100%)
Is the frame in a good state of repair?	Yes
Is the door frame securely attached to the wall?	Yes
If a planted door stop is present, is it firmly attached?	N/A
Is the frame to door leaf gap consistently 3mm?	Yes
Door Seals	4 / 4 (100%)

Are intumescent seals in place?

Yes



Photo 3

Are the seals well attached inside the groove in the door leaf or frame?

Yes

Are brush or fin type seals free from damage?

Yes

Are the smoke seals continuous around the door leaf or door frame?

Yes

Door Hinges

3 / 3 (100%)

Is there a minimum of 3 hinges with all the screws fitted?

Yes



Photo 4



Photo 5



Photo 6

Are all the screws the correct size?

Yes

Are the hinges free from non-combustible packaging?

Yes

Door Closers

7 / 7 (100%)

Open the door to 75mm or 5 degrees. Does it close and engage with the latch?

Yes

Is the closer securely attached to the door and the frame?

Yes



Photo 7



Photo 8

Is the closer free from damage?


Yes

If unlatched does the closer hold the door in line with the frame and intumescent seal?

Yes

If hung in pairs, do they close in line if both are opened and released together?

N/A

If hold open devices is used, is it electronically released?	N/A
Does the hold open device release the door when required?	N/A
Lock & Latch	1 / 1 (100%)
Does the latch hold the door firmly in the frame without rattling	N/A
Glazing & Glass	4 / 4 (100%)
Is the intumescent seal continuous and attached to the glass and bead?	Yes
	
Photo 9	
Are the glazing beads well attached to the frame and free from damage?	Yes
Is the glass free from cracking or damage	Yes
If the glass has been replaced is it fire rated glass?	N/A
Threshold Gap	3 / 3 (100%)
Is there a consistent gap under the door that allows it to swing without touching the floor covering?	Yes
Is the door to floor covering gap consistently 10mm (3mm if smoke seals are fitted) or less when the door is closed?	Yes
If the door leaf is fitted with a threshold seal, does the seal make contact with the floor covering when the door is closed?	N/A
Compliance Rating	Compliant

Compliant

Fire Door 2 30 / 34 (88.24%)

Door Location 1 / 5 (20%)

Location

1st floor service cupboard door.



Photo 10

FD Rating

FD30



Photo 11





Door	2 / 2 (100%)
Does the door leaf sit against the door stop and is it free from distortion?	Yes
If the door is veneered or lipped, is the glue still holding these products firmly in place?	Yes
Door Frame	4 / 4 (100%)
Is the frame in a good state of repair?	Yes
Is the door frame securely attached to the wall?	Yes
If a planted door stop is present, is it firmly attached?	N/A
Is the frame to door leaf gap consistently 3mm?	Yes
Door Seals	4 / 4 (100%)
Are intumescent seals in place?	Yes
	
Are the seals well attached inside the groove in the door leaf or frame?	Yes
Are brush or fin type seals free from damage?	Yes

Photo 12

Are the smoke seals continuous around the door leaf or door frame?	Yes
Door Hinges	3 / 3 (100%)
Is there a minimum of 3 hinges with all the screws fitted?	Yes
  	
Photo 13 Photo 14 Photo 15	
Are all the screws the correct size?	Yes
Are the hinges free from non-combustible packaging?	Yes
Door Closers	7 / 7 (100%)
Open the door to 75mm or 5 degrees. Does it close and engage with the latch?	N/A
Is the closer securely attached to the door and the frame?	N/A
Is the closer free from damage?	N/A
If unlatched does the closer hold the door in line with the frame and intumescent seal?	N/A
If hung in pairs, do they close in line if both are opened and released together?	N/A
If hold open devices is used, is it electronically released?	N/A
Does the hold open device release the door when required?	N/A
Lock & Latch	1 / 1 (100%)
Does the latch hold the door firmly in the frame without rattling	N/A
Glazing & Glass	4 / 4 (100%)
Is the intumescent seal continuous and attached to the glass and bead?	N/A
Are the glazing beads well attached to the frame and free from damage?	N/A
Is the glass free from cracking or damage	N/A

If the glass has been replaced is it fire rated glass?	N/A
Threshold Gap	3 / 3 (100%)
Is there a consistent gap under the door that allows it to swing without touching the floor covering?	Yes
Is the door to floor covering gap consistently 10mm (3mm if smoke seals are fitted) or less when the door is closed?	Yes
If the door leaf is fitted with a threshold seal, does the seal make contact with the floor covering when the door is closed?	Yes
Compliance Rating	Compliant

Compliant

Fire Door 3	30 / 34 (88.24%)
Door Location	1 / 5 (20%)

Location

1st floor service cupboard.



Photo 16





FD Rating

FD30



Photo 17

Door	2 / 2 (100%)
Does the door leaf sit against the door stop and is it free from distortion?	Yes
If the door is veneered or lipped, is the glue still holding these products firmly in place?	Yes

Door Frame	4 / 4 (100%)
Is the frame in a good state of repair?	Yes
Is the door frame securely attached to the wall?	Yes
If a planted door stop is present, is it firmly attached?	N/A
Is the frame to door leaf gap consistently 3mm?	Yes
Door Seals	4 / 4 (100%)
Are intumescent seals in place?	Yes
	
Photo 18	
Are the seals well attached inside the groove in the door leaf or frame?	Yes
Are brush or fin type seals free from damage?	Yes
Are the smoke seals continuous around the door leaf or door frame?	Yes
Door Hinges	3 / 3 (100%)
Is there a minimum of 3 hinges with all the screws fitted?	Yes
	
Photo 19	
	
Photo 20	
	
Photo 21	
Are all the screws the correct size?	Yes
Are the hinges free from non-combustible packaging?	Yes
Door Closers	7 / 7 (100%)
Open the door to 75mm or 5 degrees. Does it close and engage with the latch?	N/A
Is the closer securely attached to the door and the frame?	N/A

Is the closer free from damage?	N/A
If unlatched does the closer hold the door in line with the frame and intumescent seal?	N/A
If hung in pairs, do they close in line if both are opened and released together?	N/A
If hold open devices is used, is it electronically released?	N/A
Does the hold open device release the door when required?	N/A
Lock & Latch	1 / 1 (100%)
Does the latch hold the door firmly in the frame without rattling	Yes
Glazing & Glass	4 / 4 (100%)
Is the intumescent seal continuous and attached to the glass and bead?	N/A
Are the glazing beads well attached to the frame and free from damage?	N/A
Is the glass free from cracking or damage	N/A
If the glass has been replaced is it fire rated glass?	N/A
Threshold Gap	3 / 3 (100%)
Is there a consistent gap under the door that allows it to swing without touching the floor covering?	Yes
Is the door to floor covering gap consistently 10mm (3mm if smoke seals are fitted) or less when the door is closed?	Yes
If the door leaf is fitted with a threshold seal, does the seal make contact with the floor covering when the door is closed?	N/A
Compliance Rating	Compliant

Compliant

Fire Door 4

30 / 34 (88.24%)

Door Location

1 / 5 (20%)

Location

1st floor hallway door



Photo 22

FD Rating

FD30



Photo 23

Door

2 / 2 (100%)

Does the door leaf sit against the door stop and is it free from distortion?

Yes

If the door is veneered or lipped, is the glue still holding these products firmly in place?

Yes

Door Frame

4 / 4 (100%)

Is the frame in a good state of repair?

Yes

Is the door frame securely attached to the wall?

Yes

If a planted door stop is present, is it firmly attached?

N/A

Is the frame to door leaf gap consistently 3mm?

Yes

Door Seals

4 / 4 (100%)

Are intumescent seals in place?





Yes




Photo 24

Are the seals well attached inside the groove in the door leaf or frame?

Yes

Are brush or fin type seals free from damage?	Yes
Are the smoke seals continuous around the door leaf or door frame?	Yes
Door Hinges	3 / 3 (100%)
Is there a minimum of 3 hinges with all the screws fitted?	Yes
  	
Photo 25 Photo 26 Photo 27	
Are all the screws the correct size?	Yes
Are the hinges free from non-combustible packaging?	Yes
Door Closers	7 / 7 (100%)
Open the door to 75mm or 5 degrees. Does it close and engage with the latch?	Yes
Is the closer securely attached to the door and the frame?	Yes
	
Photo 28	
Is the closer free from damage?	Yes
If unlatched does the closer hold the door in line with the frame and intumescent seal?	Yes
If hung in pairs, do they close in line if both are opened and released together?	N/A
If hold open devices is used, is it electronically released?	N/A
Does the hold open device release the door when required?	N/A
Lock & Latch	1 / 1 (100%)
Does the latch hold the door firmly in the frame without rattling	N/A

Glazing & Glass		4 / 4 (100%)
<p>Is the intumescent seal continuous and attached to the glass and bead?</p>  <p>Photo 29</p>		Yes
<p>Are the glazing beads well attached to the frame and free from damage?</p>		Yes
<p>Is the glass free from cracking or damage</p>		Yes
<p>If the glass has been replaced is it fire rated glass?</p>		Yes
Threshold Gap		3 / 3 (100%)
<p>Is there a consistent gap under the door that allows it to swing without touching the floor covering?</p>		Yes
<p>Is the door to floor covering gap consistently 10mm (3mm if smoke seals are fitted) or less when the door is closed?</p>		Yes
<p>If the door leaf is fitted with a threshold seal, does the seal make contact with the floor covering when the door is closed?</p>		N/A
<p>Compliance Rating</p>		Compliant

Compliant

Media summary



Photo 1



Photo 2



Photo 3



Photo 4



Photo 5



Photo 6



Photo 7



Photo 8



Photo 9



Photo 10



Photo 11



Photo 12



Photo 13



Photo 14



Photo 15



Photo 16



Photo 17



Photo 18



Photo 19



Photo 20



Photo 21



Photo 22



Photo 23



Photo 24



Photo 25




Photo 26



Photo 27



Photo 28



Photo 29